

# 14AGC MAG CII/CIII







## MAG Level 9 Open

May 21 - Jun 1, 2014

Men / 90

Session: 15M

Judge's Signatures







Rank	Num	Name/Gym								AA		
1	1115	Jay Pery QLD	Prelims	Diff:	4.000	3.600	3.100	3.600	3.800	2.300	74.300	
				Exec:	8.450	9.150	8.700	9.050	9.600	8.950		
				ND:	.	.	.	.	.	.		
				Final:	12.450	12.750	11.800	12.650	13.400	11.250		
				Final:	12.450	12.750	11.800	12.650	13.400	11.250		
			Finals	Diff:	4.000	3.300	3.000	3.600	3.800	2.300		72.997
				Exec:	9.033	7.933	8.933	8.866	9.266	8.966		
				ND:	.	.	.	.	.	.		
				Final:	13.033	11.233	11.933	12.466	13.066	11.266		
				Final:	13.033	11.233	11.933	12.466	13.066	11.266		
<b>Combined Total: 147.297</b>												
2	1221	Jake Thompson WA	Prelims	Diff:	4.500	4.000	2.400	4.400	3.700	3.800	71.650	
				Exec:	8.750	7.050	7.500	9.300	8.650	7.700		
				ND:	-0.100	.	.	.	.	.		
				Final:	13.150	11.050	9.900	13.700	12.350	11.500		
				Final:	13.150	11.050	9.900	13.700	12.350	11.500		
			Finals	Diff:	4.500	4.000	3.900	4.400	3.700	3.800		73.464
				Exec:	9.133	7.200	8.366	8.866	7.866	7.733		
				ND:	.	.	.	.	.	.		
				Final:	13.633	11.200	12.266	13.266	11.566	11.533		
				Final:	13.633	11.200	12.266	13.266	11.566	11.533		
<b>Combined Total: 145.114</b>												
3	1114	Dylan Konners QLD	Prelims	Diff:	4.200	3.800	3.800	3.600	3.600	3.200	70.650	
				Exec:	7.100	7.700	8.050	9.050	8.100	8.550		
				ND:	-0.100	.	.	.	.	.		
				Final:	11.200	11.500	11.850	12.650	11.700	11.750		
				Final:	11.200	11.500	11.850	12.650	11.700	11.750		
			Finals	Diff:	4.200	3.800	3.800	3.600	3.500	2.900		70.232
				Exec:	8.333	7.133	8.700	8.433	8.600	7.233		
				ND:	.	.	.	.	.	.		
				Final:	12.533	10.933	12.500	12.033	12.100	10.133		
				Final:	12.533	10.933	12.500	12.033	12.100	10.133		
<b>Combined Total: 140.882</b>												
4	1116	Rhygan Werrett QLD	Prelims	Diff:	4.000	3.700	4.100	3.000	3.600	3.500	70.600	
				Exec:	7.850	8.050	7.350	9.150	8.350	8.250		
				ND:	.	.	.	-0.300	.	.		
				Final:	11.850	11.750	11.450	11.850	11.950	11.750		
				Final:	11.850	11.750	11.450	11.850	11.950	11.750		
			Finals	Diff:	4.000	3.700	4.500	3.000	3.600	3.500		69.165
				Exec:	8.333	6.933	7.700	8.400	8.233	7.566		
				ND:	.	.	.	-0.300	.	.		
				Final:	12.333	10.633	12.200	11.100	11.833	11.066		
				Final:	12.333	10.633	12.200	11.100	11.833	11.066		
<b>Combined Total: 139.765</b>												
5	1021	Adam Falzarano ACT	Prelims	Diff:	4.100	4.400	4.500	4.400	4.100	3.400	71.600	
				Exec:	7.400	7.450	8.350	8.600	7.050	7.850		
				ND:	.	.	.	.	.	.		
				Final:	11.500	11.850	12.850	13.000	11.150	11.250		
				Final:	11.500	11.850	12.850	13.000	11.150	11.250		
			Finals	Diff:	4.200	4.200	4.300	4.400	4.000	3.300		68.065
				Exec:	7.533	6.100	7.700	8.033	6.533	7.766		
				ND:	.	.	.	.	.	.		
				Final:	11.733	10.300	12.000	12.433	10.533	11.066		
				Final:	11.733	10.300	12.000	12.433	10.533	11.066		
<b>Combined Total: 139.665</b>												
6	1022	Charlie Rogers ACT	Prelims	Diff:	4.300	3.700	3.400	3.600	4.000	3.500	69.900	
				Exec:	8.000	6.850	7.650	8.900	8.000	8.000		
				ND:	.	.	.	.	.	.		
				Final:	12.300	10.550	11.050	12.500	12.000	11.500		
				Final:	12.300	10.550	11.050	12.500	12.000	11.500		
			Finals	Diff:	4.300	4.200	3.400	3.600	4.000	2.900		66.899
				Exec:	8.233	4.333	8.533	9.300	7.300	6.800		
				ND:	.	.	.	.	.	.		
				Final:	12.533	8.533	11.933	12.900	11.300	9.700		
				Final:	12.533	8.533	11.933	12.900	11.300	9.700		
<b>Combined Total: 136.799</b>												

# 14AGC MAG CII/CIII

## MAG Level 9 Open

Men / 90  
Session: 15M







May 21 - Jun 1, 2014

Rank	Num	Name/Gym								AA		
7	1154	Daniel Bell TAS	Prelims	Diff:	4.100	3.900	4.400	4.400	3.700	3.400	70.700	
				Exec:	8.400	6.250	8.000	8.750	7.750	7.650		
				ND:	.	.	.	.	.	.		
			Final:	12.500	10.150	12.400	13.150	11.450	11.050	64.965		
			Finals	Diff:	4.100	3.200	3.300	4.400	3.700			2.900
				Exec:	8.700	7.200	6.866	8.733	9.300			6.866
				ND:	.	.	-4.000	-0.300	.			.
			Final:	12.800	10.400	6.166	12.833	13.000	9.766			<b>Combined Total</b>
			8	1055	Brennan Czinner NSW	Prelims	Diff:	4.100	3.200			3.700
Exec:	8.650	7.500					7.450	9.250	9.050	7.800		
ND:	.	.					.	.	-4.000	.		
Final:	12.750	10.700				11.150	12.850	7.850	10.300	69.131		
Finals	Diff:	4.100				3.400	3.000	3.600	3.500		2.600	
	Exec:	8.766				6.900	8.000	9.466	7.933		7.866	
	ND:	.				0.000	.	.	.		.	
Final:	12.866	10.300				11.000	13.066	11.433	10.466		<b>Combined Total</b>	
							<b>34.731</b>					
9	1113	Cory Hitchens QLD				Prelims	Diff:	4.000	2.900		2.100	3.600
			Exec:	8.400	7.250		8.200	9.100	8.400	8.650		
			ND:	-0.300	.		.	-0.500	.	.		
			Final:	12.100	10.150	10.300	12.200	12.000	11.350	66.265		
			Finals	Diff:	4.000	2.900	2.100	3.600	3.600		2.700	
				Exec:	9.233	4.600	8.233	8.400	8.466		8.733	
				ND:	.	.	.	-0.300	.		.	
			Final:	13.233	7.500	10.333	11.700	12.066	11.433		<b>Combined Total</b>	
												<b>34.365</b>
			10	1112	Hayden Greenough QLD	Prelims	Diff:	4.400	3.800		3.500	3.600
Exec:	8.100	7.350					8.500	9.350	8.850	7.400		
ND:	-0.100	.					.	.	.	-4.000		
Final:	12.400	11.150				12.000	12.950	12.850	5.400	65.099		
Finals	Diff:	4.300				3.800	3.500	3.600	4.000		2.200	
	Exec:	7.300				8.033	6.533	9.400	7.933		8.900	
	ND:	-0.400				.	.	.	.		-4.000	
Final:	11.200	11.833				10.033	13.000	11.933	7.100		<b>Combined Total</b>	
							<b>31.849</b>					
11	1117	Jordan Marozza QLD				Prelims	Diff:	3.300	3.200		3.500	2.000
			Exec:	8.600	4.850		8.500	9.250	8.450	7.850		
			ND:	.	.		.	-0.500	.	.		
			Final:	11.900	8.050	12.000	10.750	11.850	10.550	66.165		
			Finals	Diff:	3.400	3.400	3.500	2.000	3.300		2.800	
				Exec:	9.166	4.600	8.966	9.200	8.600		7.533	
				ND:	.	.	.	-0.300	.		.	
			Final:	12.566	8.000	12.466	10.900	11.900	10.333		<b>Combined Total</b>	
												<b>31.265</b>
			12	1054	Samuel Crean NSW	Prelims	Diff:	3.800	2.700		2.800	3.600
Exec:	7.850	5.450					8.300	8.850	8.250	7.600		
ND:	-0.300	.					.	.	.	.		
Final:	11.350	8.150				11.100	12.450	11.150	10.400	63.998		
Finals	Diff:	4.200				3.000	2.400	3.600	2.900		2.800	
	Exec:	8.300				4.433	7.933	9.066	9.266		6.100	
	ND:	.				.	.	.	.		.	
Final:	12.500	7.433				10.333	12.666	12.166	8.900		<b>Combined Total</b>	
							<b>28.598</b>					

# 14AGC MAG CII/CIII

## MAG Level 9 Open

May 21 - Jun 1, 2014

Rank	Num	Name/Gym								AA		
13	1053	Joel Brown NSW	Prelims	Diff:	4.500	2.900	2.100	2.800	3.300	1.700	63.700	
				Exec:	7.000	5.950	7.500	9.350	8.900	7.700		
				ND:	.	.	.	.	.	.		
			Final:	11.500	8.850	9.600	12.150	12.200	9.400	64.432		
			Finals	Diff:	4.500	2.900	2.100	2.800	3.300			1.800
				Exec:	8.200	6.500	7.533	8.733	8.633			7.533
				ND:	.	.	.	-0.100	.			.
			Final:	12.700	9.400	9.633	11.433	11.933	9.333			<b>Combined Total</b>
			14	1188	Jace Knights VIC	Prelims	Diff:	3.900	3.300			2.100
Exec:	8.050	5.700					7.950	7.450	7.050	8.550		
ND:	-0.100	.					.	.	-4.000	.		
Final:	11.850	9.000				10.050	9.450	6.050	11.250	67.564		
Finals	Diff:	3.800				3.300	2.100	3.600	3.200		2.700	
	Exec:	8.866				7.100	8.666	8.533	7.833		8.166	
	ND:	.				.	.	-0.300	.		.	
Final:	12.666	10.400				10.766	11.833	11.033	10.866		<b>Combined Total</b>	
							<b>25.214</b>					
15	1183	Anthony Dorrington VIC				Prelims	Diff:	4.100	2.200		2.200	3.600
			Exec:	7.450	5.500		7.500	8.800	8.750	7.800		
			ND:	.	-4.000		.	.	.	.		
			Final:	11.550	3.700	9.700	12.400	11.950	10.500	61.698		
			Finals	Diff:	4.100	2.900	2.200	3.000	3.200		2.700	
				Exec:	8.533	5.533	7.900	8.000	7.366		6.266	
				ND:	.	.	.	.	.		.	
			Final:	12.633	8.433	10.100	11.000	10.566	8.966		<b>Combined Total</b>	
												<b>21.498</b>
			16	1056	Jae Nagel NSW	Prelims	Diff:	4.400	3.600		3.600	3.600
Exec:	7.800	8.400					9.050	8.800	9.450	8.500		
ND:	.	.					.	.	.	.		
Final:	12.200	12.000				12.650	12.400	12.950	11.600	46.298		
Finals	Diff:	.				3.300	3.600	0.000	3.500		2.600	
	Exec:	.				7.366	8.166	0.000	9.133		8.633	
	ND:	.				.	.	.	.		.	
Final:	.	10.666				11.766	0.000	12.633	11.233		<b>Combined Total</b>	
							<b>20.098</b>					
17	1184	Jaze Dubois VIC				Prelims	Diff:	3.600	3.600		2.300	2.000
			Exec:	7.850	8.800		7.650	9.200	7.850	4.800		
			ND:	.	.		-4.000	.	.	-4.000		
			Final:	11.450	12.400	5.950	11.200	11.350	3.000	62.898		
			Finals	Diff:	3.500	3.600	2.900	2.800	3.100		2.800	
				Exec:	7.000	8.033	8.166	8.666	8.800		7.633	
				ND:	.	.	-4.000	-0.100	.		.	
			Final:	10.500	11.633	7.066	11.366	11.900	10.433		<b>Combined Total</b>	
												<b>18.248</b>