

13AGC MAG CI

L90 AA Day 1 Standings







Jul 7-18, 2013

Page: 1
Printed: 7/15/2013 10:25 PM

Men / 90

Session: 20M

Judge's Signatures







Rank	Num	Name	Gym							AA
1	161	Caelan Bacon	VIC	Diff: 4.700	4.100	4.100	3.600	4.800	3.900	
				Exec: 8.133	9.066	7.900	9.166	8.133	8.400	
				ND:						
				Final: 12.833	13.166	12.000	12.766	12.933	12.300	75.998
				Place: 2	1	6	4T	2	1	1
2	195	Jake Thompson	WA	Diff: 4.700	4.100	3.100	4.700	3.700	3.400	
				Exec: 8.266	8.833	7.966	9.033	8.600	8.400	
				ND:						
				Final: 12.966	12.933	11.066	13.733	12.300	11.800	74.798
				Place: 1	2	9	1	6	2T	2
3	59	Hugh Gabor	NSW	Diff: 4.000	4.000	3.300	4.700	4.100	2.800	
				Exec: 8.066	8.233	8.500	8.933	7.766	8.450	
				ND:						
				Final: 12.066	12.233	11.800	13.633	11.866	11.250	72.848
				Place: 6	4	8	2	11T	8	3
4	102	Jay Pery	QLD	Diff: 4.200	3.400	3.200	3.000	3.700	2.100	
				Exec: 8.600	7.033	8.866	8.700	9.433	9.350	
				ND:			-0.300			
				Final: 12.800	10.433	12.066	11.400	13.133	11.450	71.282
				Place: 3	14	5	13	1	7	4
5	103	Benjamin Wilson	QLD	Diff: 3.700	3.800	3.100	2.000	2.900	3.200	
				Exec: 8.966	8.000	8.766	9.300	9.166	8.300	
				ND:						
				Final: 12.666	11.800	11.866	11.300	12.066	11.500	71.198
				Place: 4	8	7	14	9	6	5
6	100	Joshua Meyer	QLD	Diff: 3.300	4.400	3.200	3.600	3.300	4.500	
				Exec: 8.700	7.700	7.233	8.900	9.266	7.300	
				ND:			-0.300			
				Final: 12.000	12.100	10.433	12.200	12.566	11.800	71.099
				Place: 7	5	11T	9	5	2T	6
7	98	Dylan Konners	QLD	Diff: 3.700	3.900	4.500	3.600	3.200	3.200	
				Exec: 8.033	7.700	7.666	9.100	8.600	6.950	
				ND:			-0.100			
				Final: 11.733	11.600	12.166	12.600	11.800	10.150	70.049
				Place: 10	9	4	7	13	14	7
8	61	Michael Taylor	NSW	Diff: 4.600	3.500	3.900	3.600	4.100	2.800	
				Exec: 7.066	7.266	8.433	8.733	7.500	7.800	
				ND:						
				Final: 11.666	10.766	12.333	12.333	11.600	10.600	69.298
				Place: 11	12	2T	8	14	11	8
9	14	Guy Balthazaar	ACT	Diff: 4.600	4.000	2.200	3.600	4.200	2.800	
				Exec: 6.733	7.933	8.600	8.100	8.433	8.000	
				ND:						
				Final: 11.333	11.933	10.800	11.700	12.633	10.800	69.199
				Place: 12	6	10	11	4	10	9
10	16	Charlie Rogers	ACT	Diff: 3.900	3.600	2.200	2.800	4.100	3.600	
				Exec: 7.966	7.633	8.233	8.366	7.766	8.000	
				ND:						
				Final: 11.866	11.233	10.433	11.166	11.866	11.600	68.164
				Place: 9	11	11T	15	11T	4	10

13AGC MAG CI

L90 AA Day 1 Standings

Jul 7-18, 2013

Men / 90
Session: 20M

Rank	Num	Name	Gym							AA
11	15	Ben Reading-Thompson	ACT	Diff: 3.200	3.800	2.000	3.600	4.700	1.800	
				Exec: 7.366	7.600	8.066	9.166	8.000	8.700	
				ND: -0.100						
				Final: 10.466	11.400	10.066	12.766	12.700	10.500	67.898
				Place: 14	10	14	4T	3	12	11
12	99	Jordan Marozza	QLD	Diff: 3.300	3.400	3.800	2.100	3.300	1.600	
				Exec: 8.666	6.266	8.533	9.633	8.866	7.500	
				ND: .						
				Final: 11.966	9.666	12.333	11.733	12.166	9.100	66.964
				Place: 8	15	2T	10	7T	16	12
13	60	Ryan Phillips	NSW	Diff: 3.600	4.000	2.500	2.800	3.000	1.700	
				Exec: 7.666	7.900	7.933	7.900	8.166	7.700	
				ND: .						
				Final: 11.266	11.900	10.433	10.700	11.166	9.400	64.865
				Place: 13	7	11T	16	16	15	13
14	17	Oliver Turner	ACT	Diff: 3.600	2.600	2.200	3.000	3.700	2.600	
				Exec: 8.566	6.833	7.200	8.733	7.766	8.250	
				ND: .	-1.500		-0.300			
				Final: 12.166	7.933	9.400	11.433	11.466	10.850	63.248
				Place: 5	16	15	12	15	9	14
15	97	Callum Cairns	QLD	Diff: 0.000	4.300	5.600	. . .	3.000	3.300	
				Exec: 0.000	8.166	8.266	. . .	9.166	8.250	
				ND: .						
				Final: 0.000	12.466	13.866	. . .	12.166	11.550	50.048
				Place: 16*	3	1	17	7T	5	15
16	62	Jim Whelan	NSW	Diff: 1.600	3.700	3.200	2.600	
				Exec: 6.833	9.200	7.533	7.750	
				ND: -1.500						
				Final: 6.933	12.900	10.733	10.350	40.916
				Place: 15	17	16*	3	17	13	16
17	101	Jack Norman	QLD	Diff: . . .	3.100	. . .	3.600	4.200	. . .	
				Exec: . . .	8.866	. . .	9.100	7.800	. . .	
				ND: .	-1.500					
				Final: . . .	10.466	. . .	12.700	12.000	. . .	35.166
				Place: 16*	13	16*	6	10	17	17