

13AGC MAG CII/CIII







L70 AA Final

Jul 7-18, 2013

Men / 70

Session: All







Judge's Signatures

Rank	Num	Name/Gym									AA	
1	83	Kurt Grumelart QLD	Prelims	Diff:	3.700	3.600	3.900	3.900	4.000	2.900	74.066	
				Exec:	9.033	8.200	8.500	8.600	9.600	8.133		
				ND:								
			Final:	12.733	11.800	12.400	12.500	13.600	11.033	74.431		
			Finals	Diff:	3.600	3.600	4.000	3.100	3.900			2.900
				Exec:	9.066	8.400	8.566	8.733	9.433			9.133
ND:												
Final:	12.666	12.000	12.566	11.833	13.333	12.033	148.497					
Combined Total:												
2	36	JULIEN HORROCKS NSW	Prelims	Diff:	4.300	2.700	2.600	3.900	4.100	2.600	74.497	
				Exec:	8.733	9.366	8.766	9.233	8.966	9.333		
				ND:				-0.100				
			Final:	13.033	12.066	11.366	13.033	13.066	11.933	73.830		
			Finals	Diff:	4.300	2.700	2.600	3.900	4.000			2.400
				Exec:	9.366	9.266	8.600	9.066	8.666			9.066
ND:					-0.100							
Final:	13.666	11.966	11.200	12.866	12.666	11.466	148.327					
Combined Total:												
3	38	Rasmus Breth - Petersen NSW	Prelims	Diff:	4.100	3.300	3.400	3.300	4.300	3.600	73.464	
				Exec:	8.866	8.633	8.666	8.000	9.033	8.266		
				ND:								
			Final:	12.966	11.933	12.066	11.300	13.333	11.866	74.664		
			Finals	Diff:	4.100	3.300	3.400	3.300	4.300			3.500
				Exec:	8.966	9.166	8.800	8.733	8.666			8.433
ND:												
Final:	13.066	12.466	12.200	12.033	12.966	11.933	148.128					
Combined Total:												
4	82	Jack Glendenning QLD	Prelims	Diff:	4.100	3.200	2.400	3.300	3.800	3.200	73.498	
				Exec:	9.133	8.900	8.266	8.633	9.500	9.066		
				ND:								
			Final:	13.233	12.100	10.666	11.933	13.300	12.266	73.432		
			Finals	Diff:	4.200	3.200	2.400	3.000	3.900			3.200
				Exec:	9.133	9.133	9.400	7.833	9.433			8.600
ND:												
Final:	13.333	12.333	11.800	10.833	13.333	11.800	146.930					
Combined Total:												
5	145	Andreas Lepore VIC	Prelims	Diff:	4.000	3.500	2.700	3.900	3.500	3.000	72.899	
				Exec:	9.200	7.700	9.133	8.833	9.300	8.133		
				ND:								
			Final:	13.200	11.200	11.833	12.733	12.800	11.133	73.965		
			Finals	Diff:	4.200	3.400	2.800	3.900	3.500			3.000
				Exec:	8.700	9.100	8.833	8.933	9.266			8.433
ND:	-0.100											
Final:	12.800	12.500	11.633	12.833	12.766	11.433	146.864					
Combined Total:												

13AGC MAG CII/CIII

L70 AA Final







Jul 7-18, 2013

Rank	Num	Name/Gym									AA	
6	84	Jean Nick QLD	Prelims	Diff:	2.500	3.500	4.400	3.300	3.900	3.500	72.865	
				Exec:	8.600	8.666	7.633	8.900	9.433	8.533		
				ND:	---	---	---	---	---	---		
			Final:	11.100	12.166	12.033	12.200	13.333	12.033	73.332		
			Finals	Diff:	3.700	3.600	4.400	3.300	3.800			3.500
				Exec:	9.066	8.433	7.700	8.800	9.100			8.033
ND:	---	---		---	-0.100	---	---					
Final:	12.766	12.033	12.100	12.000	12.900	11.533	73.332					
Combined Total:											146.197	
7	37	Adam Rusgnach NSW	Prelims	Diff:	2.800	3.200	3.500	2.000	4.100	2.900	72.066	
				Exec:	9.400	8.100	8.433	9.600	8.933	9.100		
				ND:	---	---	---	---	---	---		
			Final:	12.200	11.300	11.933	11.600	13.033	12.000	73.398		
			Finals	Diff:	2.900	3.700	3.800	2.100	4.200			2.900
				Exec:	9.466	8.800	8.300	9.666	8.400			9.166
ND:	---	---		---	---	---	---					
Final:	12.366	12.500	12.100	11.766	12.600	12.066	73.398					
Combined Total:											145.464	
8	85	Reece Pearce QLD	Prelims	Diff:	4.400	2.600	2.400	3.300	3.500	2.500	71.665	
				Exec:	9.333	7.733	8.433	8.733	9.433	9.300		
				ND:	---	---	---	---	---	---		
			Final:	13.733	10.333	10.833	12.033	12.933	11.800	73.464		
			Finals	Diff:	4.300	3.300	2.400	3.300	3.500			2.500
				Exec:	9.633	8.400	9.266	8.466	9.566			8.933
ND:	---	---		---	-0.100	---	---					
Final:	13.933	11.700	11.666	11.666	13.066	11.433	73.464					
Combined Total:											145.129	
9	39	NATHANIEL COELHO NSW	Prelims	Diff:	3.900	2.700	3.100	3.100	4.000	2.600	73.665	
				Exec:	9.133	8.966	8.800	9.066	9.600	8.700		
				ND:	---	---	---	---	---	---		
			Final:	13.033	11.666	11.900	12.166	13.600	11.300	71.432		
			Finals	Diff:	4.000	2.200	3.100	3.100	4.000			2.600
				Exec:	9.566	7.000	9.100	9.300	9.000			8.766
ND:	---	---		---	---	-0.300	---					
Final:	13.566	9.200	12.200	12.400	12.700	11.366	71.432					
Combined Total:											145.097	
10	34	Rhoan Edwards NSW	Prelims	Diff:	3.700	3.300	3.000	3.100	3.800	3.200	71.799	
				Exec:	8.500	8.133	8.400	9.033	9.533	8.100		
				ND:	---	---	---	---	---	---		
			Final:	12.200	11.433	11.400	12.133	13.333	11.300	73.199		
			Finals	Diff:	3.700	3.300	3.000	3.300	3.900			3.200
				Exec:	8.833	8.966	8.400	8.800	9.500			8.400
ND:	---	---		---	-0.100	---	---					
Final:	12.533	12.266	11.400	12.000	13.400	11.600	73.199					
Combined Total:											144.998	

13AGC MAG CII/CIII

L70 AA Final







Jul 7-18, 2013

Rank	Num	Name/Gym									AA	
11	86	Jack Rowell QLD	Prelims	Diff:	3.200	3.500	2.900	3.100	3.600	2.800	72.099	
				Exec:	9.000	7.700	9.133	8.700	9.300	9.166		
				ND:		
			Final:	12.200	11.200	12.033	11.800	12.900	11.966	72.898		
			Finals	Diff:	3.300	3.600	2.900	3.100	3.600			2.900
				Exec:	9.300	7.833	9.200	8.866	9.266			9.033
ND:					
Final:	12.600	11.433	12.100	11.966	12.866	11.933	72.898					
Combined Total:											144.997	
12	88	Alexander Wilson QLD	Prelims	Diff:	3.700	3.800	2.600	2.000	3.900	2.300	72.232	
				Exec:	9.000	8.666	8.400	9.133	9.500	9.233		
				ND:		
			Final:	12.700	12.466	11.000	11.133	13.400	11.533	72.198		
			Finals	Diff:	3.600	3.800	2.700	2.000	3.900			2.400
				Exec:	8.833	8.866	8.400	9.166	9.333			9.200
ND:					
Final:	12.433	12.666	11.100	11.166	13.233	11.600	72.198					
Combined Total:											144.430	
13	182	Matthew Bruder WA	Prelims	Diff:	3.600	3.400	2.900	3.100	4.100	2.500	72.165	
				Exec:	9.200	8.400	8.533	8.766	9.166	8.500		
				ND:		
			Final:	12.800	11.800	11.433	11.866	13.266	11.000	71.032		
			Finals	Diff:	3.500	3.400	2.900	3.300	4.100			2.600
				Exec:	8.900	8.033	8.466	8.500	8.733			8.700
ND:	-0.100					
Final:	12.400	11.433	11.366	11.700	12.833	11.300	71.032					
Combined Total:											143.197	
14	81	Samuel Favilla QLD	Prelims	Diff:	4.000	2.700	2.400	3.300	3.900	3.200	71.499	
				Exec:	8.866	8.000	9.100	8.500	9.100	8.433		
				ND:		
			Final:	12.866	10.700	11.500	11.800	13.000	11.633	71.431		
			Finals	Diff:	4.000	2.700	2.400	3.300	3.900			3.200
				Exec:	9.166	8.300	9.133	8.400	9.166			7.766
ND:					
Final:	13.166	11.000	11.533	11.700	13.066	10.966	71.431					
Combined Total:											142.930	
15	87	Jesse Softley QLD	Prelims	Diff:	3.900	2.600	2.400	3.100	3.700	2.400	71.965	
				Exec:	8.500	8.666	9.133	8.700	9.533	9.433		
				ND:	-0.100		
			Final:	12.300	11.266	11.533	11.800	13.233	11.833	70.664		
			Finals	Diff:	4.100	2.500	2.500	3.100	3.600			2.400
				Exec:	7.533	8.366	9.266	8.800	9.233			9.266
ND:					
Final:	11.633	10.866	11.766	11.900	12.833	11.666	70.664					
Combined Total:											142.629	

13AGC MAG CII/CIII

L70 AA Final







Jul 7-18, 2013

Rank	Num	Name/Gym									AA			
16	147	Ethan McCormack VIC	Prelims	Diff:	4.300	2.600	3.100	3.300	3.800	2.500	71.030			
				Exec:	8.833	7.933	8.366	8.966	7.966	9.366				
				ND:	---	---	---	---	---	---				
			Final:	13.133	10.533	11.466	12.266	11.766	11.866	71.030				
			Finals	Diff:	4.300	2.700	3.000	3.000	4.200		2.400			
				Exec:	9.100	8.933	8.566	7.533	8.833		8.900			
				ND:	---	---	---	---	---		---			
			Final:	13.400	11.633	11.566	10.533	13.033	11.300		71.465			
			Combined Total:										142.495	
			17	32	Jarrod Buick NSW	Prelims	Diff:	3.500	3.700		2.700	3.100	4.200	2.500
Exec:	9.133	8.833					9.166	8.700	8.800	9.200				
ND:	---	---					---	---	---	---				
Final:	12.633	12.533				11.866	11.800	13.000	11.700	73.532				
Finals	Diff:	3.000				3.700	2.700	2.000	3.600		2.400			
	Exec:	9.100				9.166	9.133	8.300	6.733		8.666			
	ND:	---				---	---	---	---		---			
Final:	12.100	12.866				11.833	10.300	10.333	11.066		68.498			
Combined Total:											142.030			
18	144	Max Collett VIC				Prelims	Diff:	3.200	3.400		2.200	2.100	3.900	2.500
			Exec:	9.000	8.433		8.833	9.300	9.066	9.100				
			ND:	---	---		---	---	---	---				
			Final:	12.200	11.833	11.033	11.400	12.966	11.600	71.032				
			Finals	Diff:	3.100	3.300	2.200	2.000	3.900		2.500			
				Exec:	9.166	9.333	8.833	8.933	8.800		8.700			
				ND:	---	---	---	---	---		---			
			Final:	12.266	12.633	11.033	10.933	12.700	11.200		70.765			
			Combined Total:										141.797	
			19	129	Matthew Rose TAS	Prelims	Diff:	3.000	3.200		2.200	3.100	3.500	2.400
Exec:	9.266	7.500					9.366	8.766	9.200	9.233				
ND:	---	---					---	---	---	---				
Final:	12.266	10.700				11.566	11.866	12.700	11.633	70.731				
Finals	Diff:	3.100				3.400	2.200	3.300	3.500		2.300			
	Exec:	9.500				7.533	9.366	8.633	9.700		8.800			
	ND:	---				---	---	-0.300	---		---			
Final:	12.600	10.933				11.566	11.633	13.200	11.100		71.032			
Combined Total:											141.763			
20	35	JONATHAN HARRY NSW				Prelims	Diff:	3.900	2.600		2.400	2.000	3.900	2.500
			Exec:	8.433	8.100		8.800	9.200	8.800	9.433				
			ND:	---	---		---	---	---	---				
			Final:	12.333	10.700	11.200	11.200	12.700	11.933	70.066				
			Finals	Diff:	4.000	2.600	2.400	2.000	3.900		2.500			
				Exec:	9.100	8.966	8.766	9.166	8.733		9.366			
				ND:	---	---	---	---	---		---			
			Final:	13.100	11.566	11.166	11.166	12.633	11.866		71.497			
			Combined Total:										141.563	

13AGC MAG CII/CIII

L70 AA Final







Jul 7-18, 2013

Rank	Num	Name/Gym									AA
21	33	Joseph D'souza-bullman NSW	Prelims	Diff:	4.500	1.400	3.400	3.300	4.100	2.500	70.564
				Exec:	9.266	7.433	8.933	8.966	9.166	9.100	
				ND:	---	-1.500	---	---	---	---	
				Final:	13.766	7.333	12.333	12.266	13.266	11.600	
				Final:	13.766	7.333	12.333	12.266	13.266	11.600	
			Finals	Diff:	4.400	1.400	3.400	3.300	4.100	2.500	70.764
				Exec:	9.433	7.666	8.966	8.966	9.100	9.033	
				ND:	---	-1.500	---	---	---	---	
				Final:	13.833	7.566	12.366	12.266	13.200	11.533	
				Final:	13.833	7.566	12.366	12.266	13.200	11.533	
Combined Total:											141.328
22	120	Daniel Claridge SA	Prelims	Diff:	3.900	2.900	2.000	4.000	3.500	2.400	70.065
				Exec:	9.100	6.800	9.233	8.833	9.166	8.233	
				ND:	---	---	---	---	---	---	
				Final:	13.000	9.700	11.233	12.833	12.666	10.633	
				Final:	13.000	9.700	11.233	12.833	12.666	10.633	
			Finals	Diff:	3.800	2.900	2.100	3.900	3.400	2.400	70.997
				Exec:	8.900	7.966	9.466	8.666	9.266	8.333	
				ND:	---	---	---	-0.100	---	---	
				Final:	12.700	10.866	11.566	12.466	12.666	10.733	
				Final:	12.700	10.866	11.566	12.466	12.666	10.733	
Combined Total:											141.062
23	122	Shane Lewis SA	Prelims	Diff:	3.500	2.700	2.900	3.100	3.900	2.400	69.698
				Exec:	8.933	8.866	9.033	8.800	7.633	7.933	
				ND:	---	---	---	---	---	---	
				Final:	12.433	11.566	11.933	11.900	11.533	10.333	
				Final:	12.433	11.566	11.933	11.900	11.533	10.333	
			Finals	Diff:	3.800	2.700	2.900	3.100	4.000	2.400	71.098
				Exec:	8.966	9.033	8.900	8.566	8.433	8.300	
				ND:	---	---	---	---	---	---	
				Final:	12.766	11.733	11.800	11.666	12.433	10.700	
				Final:	12.766	11.733	11.800	11.666	12.433	10.700	
Combined Total:											140.796
24	146	Adriaan Lustig VIC	Prelims	Diff:	3.900	2.800	2.200	2.000	3.400	2.500	69.798
				Exec:	9.033	8.766	9.000	9.133	8.900	8.166	
				ND:	---	---	---	---	---	---	
				Final:	12.933	11.566	11.200	11.133	12.300	10.666	
				Final:	12.933	11.566	11.200	11.133	12.300	10.666	
			Finals	Diff:	3.900	2.800	2.200	2.800	3.900	2.500	70.532
				Exec:	9.133	9.033	8.966	8.300	9.100	8.000	
				ND:	---	---	---	-0.100	---	---	
				Final:	13.033	11.833	11.166	11.000	13.000	10.500	
				Final:	13.033	11.833	11.166	11.000	13.000	10.500	
Combined Total:											140.330
25	148	Andrei Obratsov VIC	Prelims	Diff:	4.200	1.700	2.900	3.100	4.000	3.200	69.731
				Exec:	7.733	8.333	9.233	8.733	8.766	7.833	
				ND:	---	---	---	---	---	---	
				Final:	11.933	10.033	12.133	11.833	12.766	11.033	
				Final:	11.933	10.033	12.133	11.833	12.766	11.033	
			Finals	Diff:	4.200	1.600	3.000	3.100	4.000	3.200	70.031
				Exec:	7.933	7.733	9.166	9.200	8.966	7.933	
				ND:	---	---	---	---	---	---	
				Final:	12.133	9.333	12.166	12.300	12.966	11.133	
				Final:	12.133	9.333	12.166	12.300	12.966	11.133	
Combined Total:											139.762

13AGC MAG CII/CIII

L70 AA Final







Jul 7-18, 2013

Rank	Num	Name/Gym									AA	
26	123	James Patterson SA	Prelims	Diff:	4.200	2.200	2.100	3.100	3.400	2.400	68.598	
				Exec:	8.766	7.766	9.400	8.500	8.866	7.900		
				ND:								
			Final:	12.966	9.966	11.500	11.600	12.266	10.300	70.398		
			Finals	Diff:	4.300	2.300	2.100	3.200	3.400			2.400
				Exec:	9.300	8.133	9.400	8.733	9.166			7.966
ND:												
Final:	13.600	10.433	11.500	11.933	12.566	10.366	70.398					
Combined Total:											138.996	
27	130	Cooper Wilson TAS	Prelims	Diff:	3.500	2.500	2.100	3.200	3.500	2.100	69.798	
				Exec:	8.933	8.000	8.933	8.500	9.066	9.466		
				ND:								
			Final:	12.433	10.500	11.033	11.700	12.566	11.566	67.298		
			Finals	Diff:	3.200	2.100	2.200	3.100	3.400			2.000
				Exec:	8.800	6.900	9.233	8.666	8.666			9.033
ND:												
Final:	12.000	9.000	11.433	11.766	12.066	11.033	67.298					
Combined Total:											137.096	
28	185	Benjamin Hamilton WA	Prelims	Diff:	3.400	2.500	2.900	2.000	4.100	2.500	67.897	
				Exec:	8.366	7.566	8.566	9.100	8.666	8.233		
				ND:								
			Final:	11.766	10.066	11.466	11.100	12.766	10.733	68.899		
			Finals	Diff:	3.500	3.300	2.900	2.000	4.100			2.600
				Exec:	8.900	7.133	8.500	9.200	8.400			8.466
ND:					-0.100							
Final:	12.400	10.433	11.400	11.100	12.500	11.066	68.899					
Combined Total:											136.796	
29	6	Alexander Mcdonald ACT	Prelims	Diff:	4.000	1.500	2.500	3.200	4.000	2.500	67.899	
				Exec:	7.900	8.333	8.600	8.700	8.033	8.633		
				ND:								
			Final:	11.900	9.833	11.100	11.900	12.033	11.133	68.564		
			Finals	Diff:	4.100	1.500	2.500	3.100	4.000			2.500
				Exec:	8.733	7.633	8.833	8.466	8.866			8.333
ND:												
Final:	12.833	9.133	11.333	11.566	12.866	10.833	68.564					
Combined Total:											136.463	
30	186	Declan Perry WA	Prelims	Diff:	3.800	2.700	2.000	2.000	3.400	2.500	66.931	
				Exec:	8.033	7.166	8.833	8.866	8.600	9.033		
				ND:								
			Final:	11.833	9.866	10.833	10.866	12.000	11.533	68.464		
			Finals	Diff:	3.700	2.500	2.100	2.000	3.500			2.400
				Exec:	8.800	8.133	8.933	9.066	9.066			8.266
ND:												
Final:	12.500	10.633	11.033	11.066	12.566	10.666	68.464					
Combined Total:											135.395	

13AGC MAG CII/CIII

L70 AA Final







Jul 7-18, 2013

Rank	Num	Name/Gym									AA
31	187	Jacob Westley WA	Prelims	Diff:	3.600	2.800	2.100	3.100	3.900	2.400	67.731
				Exec:	9.000	7.033	9.066	8.433	8.466	7.933	
				ND:	---	---	---	-0.100	---	---	
				Final:	12.600	9.833	11.166	11.433	12.366	10.333	
				Final:	12.600	9.833	11.166	11.433	12.366	10.333	
			Finals	Diff:	3.500	2.700	2.100	3.100	4.000	2.300	67.465
				Exec:	8.966	7.433	8.866	8.400	8.600	7.600	
				ND:	---	---	---	-0.100	---	---	
				Final:	12.466	10.133	10.966	11.400	12.600	9.900	
				Final:	12.466	10.133	10.966	11.400	12.600	9.900	
Combined Total:											135.196
32	5	Ryan Hanns ACT	Prelims	Diff:	4.300	3.700	2.200	2.800	4.000	2.500	67.064
				Exec:	7.833	7.233	8.133	8.633	6.866	9.166	
				ND:	---	---	---	-0.300	---	---	
				Final:	12.133	10.933	10.333	11.133	10.866	11.666	
				Final:	12.133	10.933	10.333	11.133	10.866	11.666	
			Finals	Diff:	4.200	3.600	2.200	2.800	4.000	2.500	67.532
				Exec:	8.100	6.800	8.433	8.666	7.433	8.900	
				ND:	---	---	---	-0.100	---	---	
				Final:	12.300	10.400	10.633	11.366	11.433	11.400	
				Final:	12.300	10.400	10.633	11.366	11.433	11.400	
Combined Total:											134.596
33	3	Hugh Elliott ACT	Prelims	Diff:	3.400	1.600	2.300	3.200	2.900	3.000	67.366
				Exec:	9.133	6.900	9.000	9.000	8.733	8.200	
				ND:	---	---	---	---	---	---	
				Final:	12.533	8.500	11.300	12.200	11.633	11.200	
				Final:	12.533	8.500	11.300	12.200	11.633	11.200	
			Finals	Diff:	3.400	1.600	2.300	3.200	2.900	3.100	67.164
				Exec:	8.633	7.766	9.033	8.900	8.166	8.166	
				ND:	---	---	---	---	---	---	
				Final:	12.033	9.366	11.333	12.100	11.066	11.266	
				Final:	12.033	9.366	11.333	12.100	11.066	11.266	
Combined Total:											134.530
34	183	Matthew Goodger WA	Prelims	Diff:	4.000	2.800	2.300	3.100	3.400	2.500	66.932
				Exec:	8.200	7.833	8.400	8.666	8.233	7.600	
				ND:	-0.100	---	---	---	---	---	
				Final:	12.100	10.633	10.700	11.766	11.633	10.100	
				Final:	12.100	10.633	10.700	11.766	11.633	10.100	
			Finals	Diff:	4.000	2.900	2.300	3.100	3.900	2.400	67.532
				Exec:	8.100	8.166	8.400	8.500	8.700	7.166	
				ND:	---	---	---	-0.100	---	---	
				Final:	12.100	11.066	10.700	11.500	12.600	9.566	
				Final:	12.100	11.066	10.700	11.500	12.600	9.566	
Combined Total:											134.464
35	150	Myles Carew VIC	Prelims	Diff:	3.500	3.300	2.100	2.000	2.800	2.400	66.566
				Exec:	8.900	7.333	8.700	9.000	8.833	7.700	
				ND:	---	---	---	---	---	---	
				Final:	12.400	10.633	10.800	11.000	11.633	10.100	
				Final:	12.400	10.633	10.800	11.000	11.633	10.100	
			Finals	Diff:	3.600	2.700	2.000	2.100	2.900	2.300	67.199
				Exec:	8.366	9.000	8.933	9.200	8.400	7.700	
				ND:	---	---	---	---	---	---	
				Final:	11.966	11.700	10.933	11.300	11.300	10.000	
				Final:	11.966	11.700	10.933	11.300	11.300	10.000	
Combined Total:											133.765

13AGC MAG CII/CIII

L70 AA Final







Jul 7-18, 2013

Rank	Num	Name/Gym									AA	
36	7	Joshua Reis ACT	Prelims	Diff:	4.400	2.800	2.900	3.300	3.800	2.600	66.465	
				Exec:	8.500	6.966	7.000	8.766	7.733	7.700		
				ND:	---	---	---	---	---	---		
			Final:	12.900	9.766	9.900	12.066	11.533	10.300	66.897		
			Finals	Diff:	4.100	2.800	3.000	3.300	3.800			2.600
				Exec:	7.666	7.466	8.533	8.600	7.666			7.366
ND:	---	---		---	---	---	---					
Final:	11.766	10.266	11.533	11.900	11.466	9.966	66.897					
Combined Total:											133.362	
37	121	Anthony Kyriakopoulos SA	Prelims	Diff:	3.900	2.000	2.500	3.100	2.900	2.000	66.764	
				Exec:	8.666	6.066	9.433	8.900	8.566	8.733		
				ND:	---	---	---	---	---	---		
			Final:	12.566	8.066	11.933	12.000	11.466	10.733	65.398		
			Finals	Diff:	4.000	2.300	2.500	3.100	3.200			2.000
				Exec:	8.500	8.133	9.233	8.433	8.533			7.466
ND:	---	---		---	-2.000	---	---					
Final:	12.500	10.433	11.733	9.533	11.733	9.466	65.398					
Combined Total:											132.162	
38	149	Atid Shahak VIC	Prelims	Diff:	4.200	2.100	2.300	2.000	3.900	2.500	67.766	
				Exec:	8.400	7.100	8.933	9.233	8.400	8.700		
				ND:	---	---	---	---	---	---		
			Final:	12.600	9.200	11.233	11.233	12.300	11.200	64.131		
			Finals	Diff:	3.400	2.100	2.200	2.100	3.400			2.400
				Exec:	7.833	7.266	8.566	9.533	7.533			7.800
ND:	---	---		---	---	---	---					
Final:	11.233	9.366	10.766	11.633	10.933	10.200	64.131					
Combined Total:											131.897	
39	151	William Whitehead VIC	Prelims	Diff:	3.800	2.700	2.400	2.000	2.900	2.300	64.530	
				Exec:	7.933	7.766	8.166	8.966	7.966	7.633		
				ND:	---	---	---	---	---	---		
			Final:	11.733	10.466	10.566	10.966	10.866	9.933	65.964		
			Finals	Diff:	3.500	2.700	2.400	2.000	3.500			2.300
				Exec:	7.500	8.533	8.466	8.966	8.766			7.433
ND:	-0.100	---		---	---	---	---					
Final:	10.900	11.233	10.866	10.966	12.266	9.733	65.964					
Combined Total:											130.494	
40	4	Sullivan Gravatt ACT	Prelims	Diff:	3.500	1.600	2.400	3.300	3.100	2.400	65.931	
				Exec:	8.566	7.433	7.933	8.733	8.766	8.200		
				ND:	---	---	---	---	---	---		
			Final:	12.066	9.033	10.333	12.033	11.866	10.600	63.132		
			Finals	Diff:	2.800	1.600	2.400	3.000	3.200			2.500
				Exec:	8.100	8.133	7.266	7.600	8.000			8.533
ND:	---	---		---	---	---	---					
Final:	10.900	9.733	9.666	10.600	11.200	11.033	63.132					
Combined Total:											129.063	

13AGC MAG CII/CIII

L70 AA Final

Jul 7-18, 2013

Rank	Num	Name/Gym								AA
41	2	Simon Bewick ACT	Prelims	Diff: 0.000	3.500	2.600	2.800	3.900	2.400	
				Exec: 0.000	7.766	7.666	7.433	7.566	8.833	
				ND: 0.000						
				Final: 0.000	11.266	10.266	10.233	11.466	11.233	54.464
			Finals	Diff: 4.000	3.400	2.700	3.100	4.000	2.500	
				Exec: 8.600	7.466	7.466	8.600	8.700	8.900	
				ND: .						
				Final: 12.600	10.866	10.166	11.700	12.700	11.400	69.432
								Combined Total:		123.896